

# Scale of Problem: Ways to Count Homelessness

**Statistical  
Projections**

**Administrative  
Datasets**

**Annually versus a  
moment in time**

*Regardless of method, all numbers indicate that we do not have enough temporary housing/sheltering options for people.*

# Current System State



Service Provider Organization




Network of Homeless Services



System to System Connections

# Current State



Service Provider  
Organization

Staffing Shortages and  
Turnover

Training and Expertise to carry  
out trauma-informed care and  
person-centered

Capacity Building for new, small,  
regional, and by/for agencies

# Current State



Network of  
Homeless  
Services

Coordination Challenges for  
client care

Under-served Sub-Regions

Under-served Sub-populations

# Current State



System to System  
Connections


Behavioral Health, Schools,  
Foster Care, Health Care,  
Carceral System.

Warning Signs and Indicators of  
Homelessness in other systems.

Missed opportunities for  
connection and support.

Challenges for people currently  
accessing services to **connect**  
with other systems of care.

# Ideal System State



Every service provider is able to adequately hire and retain trained staff that can carry out best practices when serving clients.



All service providers are coordinated through data, every sub-region has services, and all disproportionately impacted sub-populations are served.





No missed opportunities to intercept someone before becoming homeless.

Supportive transitions.

# How We Do it

## Key Programmatic Initiatives



## Funding Strategy Shift

# Programmatic Key Initiatives

Key Initiatives are prioritized and grouped into tables by

- Year 1
- Years 2-5



# Example: Year One Priorities

## Serving Families Experiencing Homelessness

*Families with children make up 17% of people experiencing homelessness in King County. Additionally, the number of families experiencing homelessness has continued to trend upward since mid-2021. In King County, there are currently 113 programs across 39 provider organizations that serve families with children, accounting for 19% of the units and 30% of the beds in shelters and housing across the region. To learn more about family homelessness and our initiatives across all five years of the plan, [click here](#).*

<i>Key Actions</i>	<i>Level of Change</i>	<i>Funding</i>	<i>Impact</i>
Coordinate across providers and systems to provide long-term support for families transitioning from homelessness to permanent housing	<b>Homelessness Response System</b>	No additional funding needed.	Families experiencing homelessness and accessing services experience improved continuity and support.
Expand outreach and use of diversion resources to reach more families at risk and prevent experiences with homelessness.	<b>Homelessness Response System</b>	\$XXX,XXX	X number of Families will be connected to diversion resources.
Advocate for improvements to state and federal programs that support children and families. Improve connections between the homelessness system and school districts.	<b>System to System Connection</b>	No additional funding needed.	Increased prevention and stabilization resources would decrease inflow of family homelessness.

# Funding Strategy Section

## Medicaid/Foundational Community Support Payment Reform



Specifically, KCRHA will be working with CSH on 's has a three-phase approach to maximizing Medicaid for tenancy support services in King County.

A topographic map with contour lines and a grid, overlaid on a dark blue background. The map shows various geographical features and labels, including 'ALKI', 'DOWELL', 'YASHON', 'LAKE', and 'COMMUNITY'.

# **Funding Strategy Section**

***What increases to the program budget could do?***

**10% Program Budget Increase**

**50% Program Budget Increase**