

Implementation Board Business Meeting Agenda



Meeting Date: December 13, 2023

Time	Item
2:00pm – 2:10pm	<p>Welcome and Settling In</p> <ol style="list-style-type: none"> 1. Welcome, Roll Call of Implementation Board- Members, Mission Statement, and Theory of Change (Paula Carvalho) 2. Land Acknowledgement (Paula Carvalho) 3. Public Comment Sign-Up (Paula Carvalho) <ul style="list-style-type: none"> - Public Comment will be 15 minutes - Public Comment must directly address a portion of the agenda. - Each person will have 1 minute for public comment. <p><i>Result: Everyone feels welcomed and participants are confirmed.</i></p>
2:10pm – 2:15pm	<p>Consent Agenda (Paula Carvalho)</p> <ol style="list-style-type: none"> 1. October 2023 Meeting Minutes 2. November 2023 Meeting Minutes <p><i>Result: Board members vote to approve/disapprove.</i></p>
2:15pm – 2:25pm	<p>CEO Updates (Helen Howell)</p> <p><i>Result: Interim CEO Helen Howell provides updates to the Board.</i></p>
2:25pm – 2:40pm	<p>Public Commen (Austin Christoffersen)</p> <p><i>Result: Public comment is heard.</i></p>

2:40pm – 3:00pm	2023 Annual Report (Helen Howell) <i>Result: The IB will hear our Annual Report from Helen Howell.</i>
3:00pm – 3:20pm	2024 Budget Briefing (James Rouch & Tiffany Brooks) <i>Result: The IB will hear a briefing on the budget for calendar year 2024 in preparation for a vote in January.</i>
3:20pm – 3:30pm	2024 Schedule Resolution (Austin Christoffersen) <i>Result: The IB will vote on Resolution 2023-18 establishing the meeting dates and time for calendar year 2024.</i>
3:30pm – 3:35pm	Adjourn (Paula Carvalho) The next meeting of the Implementation Board will be held on a date to be determined. The physical meeting location will be announced on the KCRHA website (Implementation Board section) prior to the meeting.

Board Chair: Paula Carvalho

Clerk: Austin Christoffersen

December 13, 2023 (2:00pm – 4:00pm)

Mission: The mission of the King County Regional Homelessness Authority is to significantly decrease the incidence of homelessness throughout King County by centering customer voices to respond to needs and eliminate inequities.

Theory of Change: If we create a homeless response system that centers on customer voice, then we will be able to focus on meeting needs and eliminating inequities, in order to end homelessness for all.

NOTICE: The Board can be called in to Executive Session as needed, pursuant to RCW 42.30.110

Implementation Board

King County Regional Homelessness Authority

KCRHA Implementation Board Meeting Minutes

Wednesday, October 11,
2023

2:00pm to 4:00pm

Chair: Simha Reddy

Roll Call:

Last	First	Present	Absent	Notes
Anderson	Carey		X	
Caminos	Nate	X		
Carvalho	Paula	X		
Chelminak	John	X		
Maritz	Ben	X		
McHenry	Gordon		X	
Pattenaude	Damien	X		
Rankin	Sara	X		
Reddy	Simha	X		
Ross	Christopher		X	
Spotted Elk	Juanita	X		
Brandon	Okesha		X	

A quorum is present with 8 members

Land Acknowledgement – Simha Reddy

Consent Agenda – Simha Reddy

- Approval of the September 2023 Regular Meeting Minutes & September 2023 Special Meeting Minutes
 - Motioned by Member, Seconded by Member.
 - Consent Agenda passed unanimously via voice vote.

CEO Update– Helen Howell

Public Comment – Austin Christoffersen

- Jade W
- Michelle Eastman
- Bill Kirlin-Hackett
- Dionna Washington
- Elizabeth Maupin
- Harold Odom

Master Lease Agreement Discussion and Vote on Resolution 2023-15—Sean Watkins

- Motion by Member Rankin, Seconded by Member Carvalho

Implementation Board

King County Regional Homelessness Authority

- Passed Unanimously via Roll Call vote

Coordinated Entry Briefing— Alex Ebrahimi

Continuum of Care Board Discussion—Zsa Zsa Floyd & Marvin Futrell

Financial Signing Policy Revisions— Peter Lynn

- Motion by Member Carvalho, Seconded by Member Pattenaude
 - Passed unanimously via voice vote

Thanking Sara Rankin for service – Implementation Board

Meeting Adjourned – 3:13pm

DRAFT

Implementation Board

King County Regional Homelessness Authority

KCRHA Implementation Board Meeting Minutes

Wednesday, November 8, 2023 2:00pm to 4:00pm

Chair: Simha Reddy

Roll Call:

Last	First	Present	Absent	Notes
Anderson	Carey		X	
Camino	Nate		X	
Carvalho	Paula		X	
Chelminak	John	X		
Maritz	Ben	X		
McHenry	Gordon		X	
Pattenaude	Damien	X		
Floyd	Zsa Zsa	X		
Reddy	Simha	X		
Ross	Christopher	X		
Spotted Elk	Juanita	X		
Brandon	Okesha	X		Alternate- Futrell

A quorum is present with 7 members

Land Acknowledgement – Simha Reddy

Consent Agenda – Simha Reddy

- Approval of the October 2023 Regular Meeting Minutes
 - **Postponed until December Meeting**

CEO Update– Helen Howell

Public Comment – Austin Christoffersen

- Michelle Eastman
- Bill Kirlin-Hackett
- Adam Rice
- Jade W
- Zeneta McQuarter

Point in Time Count Presentation—Owen Kajfasz

Meeting Adjourned – 3:29pm



KCRHA

King County Regional Homelessness Authority

2023 Annual Report

Interim Focus: Back to Basics

- Improving core agency functions.
 - Staffing
 - Standard Operating Procedures
 - Salesforce implementation
- Operate with transparency and accountability.
 - Set the next CEO up for success.








State Right of Way Encampments

- 10 encampments resolved
 - 5 in 2022, 5 in 2023
- 335 people moved inside, out of 377 on the By Name Lists = 89% acceptance rate
- Application to Commerce to continue this work



Ombuds Services

		2022		2023	
Services Provided		Count	% of Total	Count	% of Total
	Total Inquiries	115	100.00%	463	100.00%
	Information and Referral	45	39.13%	340	73.43%
	Assistance and Facilitation	33	28.70%	48	10.37%
	Program Review or Investigation	10	8.70%	14	3.02%
	Other	27	23.48%	61	13.17%



Program Outcomes: Context

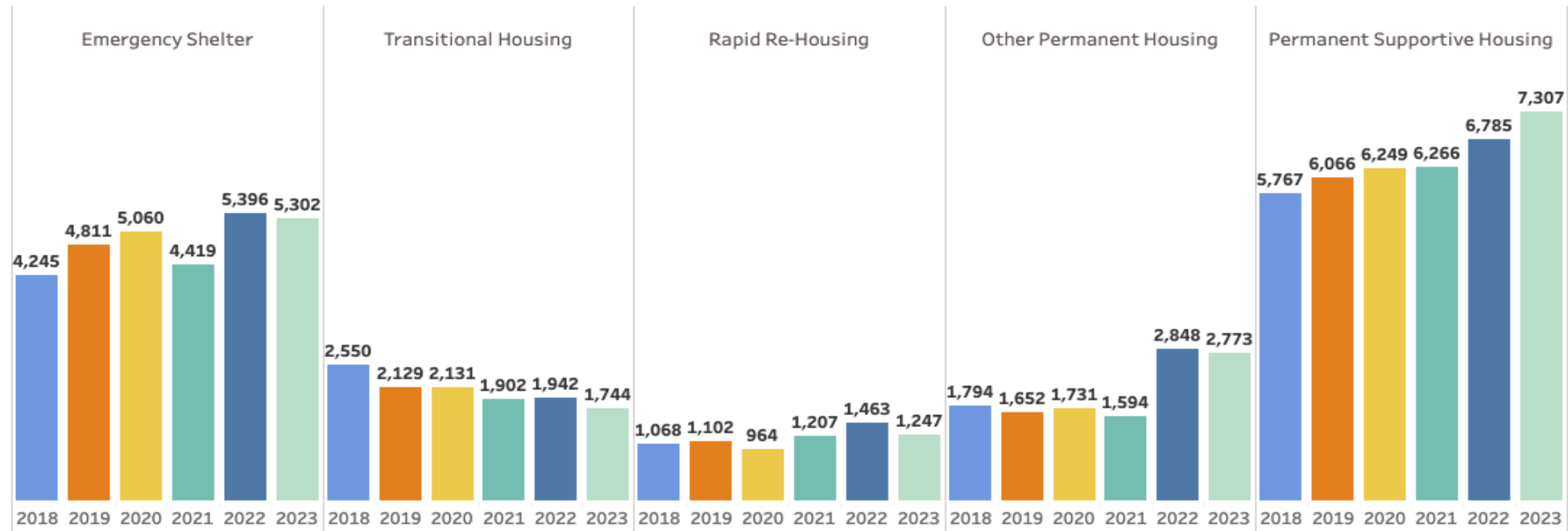
- Update on 2023 outcomes through September
- Program-level, not system-level
- Focused on select program types
- Outcomes from January 1 – September 30, 2023
- Number of Beds from 2023 Housing Inventory Count
- Program outcomes for HMIS-participating programs



System Capacity

How many beds are in the King County homeless response system inventory?

The Housing Inventory Count (HIC) is a point-in-time inventory of provider programs within a Continuum of Care (CoC) that provide beds and units dedicated to serve persons who are homeless, categorized by five Program Types: Emergency Shelter; Transitional Housing; Rapid Re-housing; Safe Haven; and Permanent Supportive Housing.



Source: Seattle-King County Continuum of Care Housing Inventory Count (HIC) (2017-2022)

For the purpose of reporting in the HIC, CoCs count Rapid Re-Housing units based on the actual number of project participants who are on the night of the count:

1. actively enrolled in the project on the night of the inventory count, including persons who are only receiving supportive services in the RRH project; and
2. are in permanent housing on the night of the inventory count as evidenced by a Housing Move-in Date.

This chart excludes units still under construction on the night of the inventory count; Safe Haven units are also not depicted in the chart. In 2017, the HIC was recorded on 1/26/2017, in 2018 on 1/25/2018, in 2019 on 1/24/2019, in 2020 on 1/23/2020, in 2021 on 1/22/2021, in 2022 on 3/1/2022, and in 2023 on 1/26/2023.

Learn More about the HIC: <https://www.hudexchange.info/programs/coc/coc-housing-inventory-count-reports/>



Emergency Shelter

2023 KCRHA Budget: \$98,221,784

	2022 Q3	2023 Q3
Unique Households Served through Q3	8477	8,690
Exits to Permanent Housing	1,736	1,599
Exit Rate to Permanent Housing	24%	25%
Average Length of Stay	152	174
Average Length of Stay for Households that Exit to PH	219	208
6 Month Return Rate to Homelessness	10%	12%



Transitional Housing

2023 KCRHA Budget: \$5,456,963

	2022 Q3	2023 Q3
Unique Households Served through Q3	1,304	1,411
Exits to Permanent Housing	354	351
Exit Rate to Permanent Housing	55%	57%
Average Length of Stay	295	289
Average Length of Stay for Households that Exit to PH	358	312
6 Month Return Rate to Homelessness	5%	6%



Rapid Rehousing

2023 KCRHA Budget: \$28,335,594

	2022 Q3	2023 Q3
Unique Households Served through Q3	2,645	3,278
Exits to Permanent Housing	984	944
Exit Rate to Permanent Housing	69%	72%
Average Length of Stay	274	264
Average Length of Stay for Households that Exit to PH	302	238
6 Month Return Rate to Homelessness	4%	6%



Permanent Supportive Housing

2023 KCRHA Budget: \$10,230,248

	2022 Q3	2023 Q3
Unique Households Served through Q3	5,404	5,605
Maintained Housing Or Exited to Permanent Housing	5,128	5,250
Rate of Exit to PH or Maintained Housing	93%	92%
Average Length of Stay	1,860	1,873
Average Length of Stay for Households that Exit to PH	1,524	1,448
6 Month Return Rate to Homelessness	2%	4%



Five-Year Plan: The Path Forward

Success looks like:



Result: Less Unsheltered Homelessness



Five-Year Plan: Years 1-2 Actions



Tailoring sub-regional implementation plans for 7 sub-regions.



Streamlining the contracting process to be timely and reliable.



Optimizing existing funding by restructuring and reprocurring contracts.



Maximizing federal funding, including Medicaid, applications to HUD, and advocacy for housing investments.



Increasing capacity for services like outreach, shelter, and emergency housing when funding is available.



Improving data and dashboards, including real-time bed availability and better information about populations disproportionately impacted.



Centering lived experience in all our work.





Thank you.

Stay up to date by following us on social media and subscribing to our emails.

Scan this QR code to sign up for KCRHA emails →



@KingCoRHA



@KCRHA



Appendix: Program Types

- **Emergency Shelter:** Provides short-term, temporary housing for individuals and families experiencing homelessness. There are many subtypes of Shelter.
- **Tiny Home Villages:** A collection of small, temporary dwellings that provide safe and secure housing for individuals experiencing homelessness.
- **Transitional Housing:** Provides temporary housing for individuals and families transitioning from homelessness to permanent housing. Stays typically range from six months to two years.
- **Rapid Rehousing:** A short-term financial assistance program that helps individuals and families secure and maintain permanent housing.
- **Permanent Supportive Housing:** Provides affordable housing combined with supportive services for individuals and families who experience chronic homelessness and have complex needs.



Appendix: Program Outcomes

- **Unique Households Served:** A unique count of the total number of households that were enrolled in a program for even one day. If a household has been in multiple shelter programs, they will only be counted once.
- **Exits to Permanent Housing:** The total number of program enrollments that end with a household in permanent housing (PH). If a household exited to PH multiple times in a year, they will be counted multiple times.
- **Exit Rate to Permanent Housing:** Percent of all program exits that resulted in PH.
- **Length of Stay:** The number of days a household has been enrolled in a program.
- **6 Month Return Rate to Homelessness:** The percent of households that have previously exited a program to PH with a subsequent enrollment that indicates literal homelessness.



KCRHA 2024 Final Budget

Implementation Board
December 13, 2023



KCRHA
King County Regional Homelessness Authority

Agenda

2023 Budget

2023 Budget
2023 YTD Budget vs Actuals

2024 Budget

Components of KCRHA's Budget
2024 Budget Timeline
2024 Proposed Budget
2024 Final Budget

Action Needed

Approve the transmission of the KCRHA 2024 Final Budget to the Governing Committee for adoption

2023 Budget

2023 Budget

Program	2023 Award	2023 Inflation (City) (1)	2023 Inflation One-Time (County)	Total 2023 Funding
RHA Operations and Admin	14,571,539	321,193	-	14,892,732
Partnership for Zero (PfZ)	5,129,662	-	-	5,129,662
Diversion	2,487,076	146,136	-	2,633,212
Enhanced Day Hygiene	10,765,409	178,268	-	10,943,677
Enhanced Shelter	67,733,870	2,297,656	1,780,788	71,812,314
HEN Programs	23,547,820	-	-	23,547,820
Outreach and Engagement	7,313,827	317,724	-	7,631,551
Permanent Supportive Housing	18,513,113	1,492,910	-	20,006,023
Prevention	3,609,464	204,096	-	3,813,560
Rapid Rehousing	37,670,358	883,851	189,231	38,743,439
RAPs	593,534	-	56,978	650,512
Safe Parking	7,386,844	8,005	-	7,394,849
System Functions (e.g., HMIS)	1,447,020	-	48,480	1,495,500
Transitional Housing	5,527,831	162,770	52,977	5,743,578
Villages	12,949,933	-	-	12,949,933
Youth Programs	981,588	-	93,572	1,075,160
Total	220,228,887	6,012,609	2,222,026	228,463,522

(1) Includes \$643,000 one-time inflation for CoC contracts previously administered by the City of Seattle

2024 Original Proposed Budget

Key Components of the KCRHA Budget

Base Budget

Activities that are supported with ongoing funding. Funding in the base budget is generally assumed to continue from year to year. The RHA budget presentation focuses on additional funding provided over and above Base Funding

Continued One-Time Funding

One-time grant funds (largely coronavirus relief funds from the Federal Government) that the City of Seattle and King County allocated to the KCRHA in 2022 to support specific programs across multiple fiscal years, but which will expire in 2023 or 2024

Incremental Changes

Funding for new or enhanced services over and above ongoing funding provided in the Base Budget. Incremental changes funded with ongoing funding will be included in the KCRHA's Base Budget in 2024



2024 Budget Timeline



2024 Original Proposed Budget

Program	2023 Final Budget	2024 Original Proposed Budget	2024 City of Seattle Approved Funding	2024 King County Approved Funding	North King County ILA	HUD Continuum of Care	Department of Commerce Right of Way (2)	Medicaid Reimbursement	Total Proposed Budget
Diversion	2,487,076	6,235,164	2,633,212			3,601,952			6,235,164
Enhanced Day Hygiene	10,765,409	10,943,677	10,943,677						10,943,677
Enhanced Shelter	67,733,870	73,725,863	38,836,522	9,898,235	249,317		24,741,789		73,725,863
HEN Programs	23,547,820	24,041,954		24,041,954					24,041,954
Outreach and Engagement	7,313,827	6,486,621	6,486,621						6,486,621
Permanent Supportive Housing	18,513,113	38,519,458	6,026,058			32,493,400			38,519,458
Prevention	3,609,464	3,813,560	3,813,560						3,813,560
Rapid Rehousing RAPS	37,670,358 593,534	33,718,991 593,534	5,805,021	3,110,207 593,534		24,803,763			33,718,991 593,534
Safe Parking	7,386,844	3,687,249	3,687,249						3,687,249
System Functions (e.g., HMIS)	1,447,020	1,447,020		1,447,020					1,447,020
Transitional Housing	5,527,831	5,527,831	1,760,611	551,840		3,215,380			5,527,831
Villages	12,949,933	13,729,206	13,729,206						13,729,206
Youth Programs	981,588	1,611,990		530,000		1,081,990			1,611,990
RHA Admin and Operations	14,571,539	13,901,775	4,993,150	2,110,502		2,827,362	3,970,761		13,901,775
Partnership for Zero (PfZ)	5,129,662	5,197,920						5,197,920	5,197,920
Inflation	8,234,635	5,952,581	5,952,581						5,952,581
Total	228,463,522	249,134,393	104,667,467	42,283,292	249,317	68,023,847	28,712,550	5,197,920	249,134,393

2024 Final Budget

2024 Final Budget

Program	2023 Budget	2024 Proposed Budget	2024 Final Budget	2024 City of Seattle Approved Funding	2024 King County Approved Funding	North King County ILA	HUD Continuum of Care	Department of Commerce Right of Way (2)	Medicaid Reimbursement	Philanthropic and Other Funding	2024 Final Budget
Diversion	2,487,076	6,235,164	6,235,164	2,633,212	-	-	3,601,952	-	-	-	6,235,164
Enhanced Day Hygiene	10,765,409	10,943,677	10,943,677	10,943,677	-	-	-	-	-	-	10,943,677
Enhanced Shelter	67,733,870	73,725,863	55,027,186	38,836,522 44,879,634	9,898,235 24,041,954	249,317	-	24,741,789	-	-	55,027,186
HEN Programs	23,547,820	24,041,954	17,498,965	-	17,498,965	-	-	-	-	-	17,498,965
Outreach and Engagement	7,313,827	6,486,621	6,486,621	6,486,621	-	-	-	-	-	-	6,486,621
Permanent Supportive Housing	18,513,113	38,519,458	42,305,648	6,050,178	-	-	32,493,400 24,370,050	0 11,885,420	-	-	42,305,648
Prevention	3,609,464	3,813,560	3,813,560	3,813,560	-	-	-	-	-	-	3,813,560
Rapid Rehousing	37,670,358	33,718,991	33,718,991	5,805,021	3,110,207	-	24,803,763	-	-	-	33,718,991
RAPs	593,534	593,534	593,534	-	593,534	-	-	-	-	-	593,534
Safe Parking	7,386,844	3,687,249	4,221,249	4,221,249	-	-	-	-	-	-	4,221,249
System Functions (e.g., HMIS)	1,447,020	1,447,020	1,447,020	-	1,447,020	-	-	-	-	-	1,447,020
Transitional Housing	5,527,831	5,527,831	5,527,831	1,760,611	551,840	-	3,215,380	-	-	-	5,527,831
Villages	12,949,933	13,729,206	14,645,206	14,645,206	-	-	-	-	-	-	14,645,206
Youth Programs	981,588	1,611,990	1,611,990	-	530,000	-	1,081,990	-	-	-	1,611,990
RHA Admin and Operations	14,571,539	13,901,775	13,404,416	0 5,129,874	2,110,502 1,933,002	-	3,896,615	3,970,761 2,294,924	-	150,000	13,404,416
Partnership for Zero (PfZ)	5,129,662	5,197,920	1,620,249	5,952,581 1,620,249	-	-	-	-	5,197,920	-	1,620,249
Inflation	8,234,635	5,952,581	5,332,604	5,332,604	-	-	-	-	-	-	5,332,604
Total	228,463,522	249,134,393	224,433,910	113,321,696	35,562,803	249,317	60,969,750	14,180,344	-	150,000	224,433,910

Note: Gray highlighted number is equal to the originally proposed budget

2024 Proposed and Final Budget Comparison

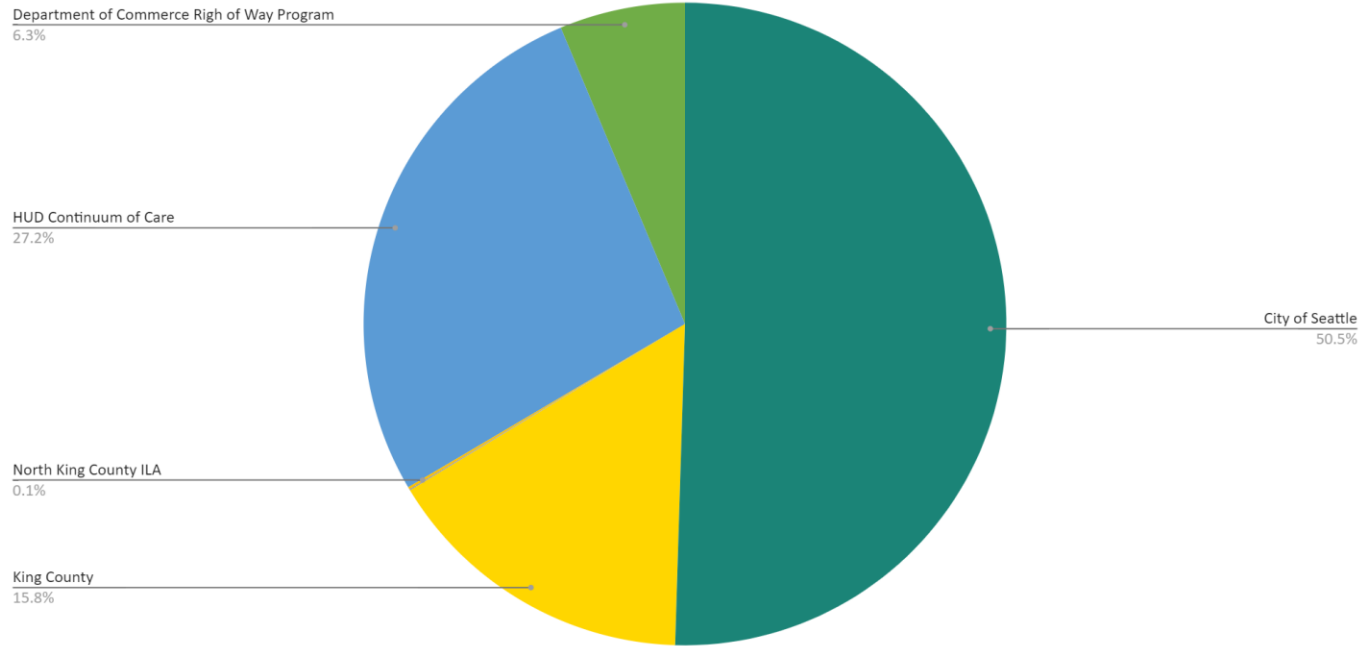
Program	2024 Proposed Budget	2024 Final Budget	Difference	Notes
Diversion	6,235,164	6,235,164	-	
Enhanced Day Hygiene	10,943,677	10,943,677	-	
Enhanced Shelter	73,725,863	55,027,186	(18,698,677)	Corrected categorization of \$11,885,420 State Right of Way (ROW) funds as Permanent Supportive Housing instead of shelter.
HEN Programs	24,041,954	17,498,965	(6,542,989)	Contract is anticipated to transfer in Q2
Outreach and Engagement	6,486,621	6,486,621	-	
Permanent Supportive Housing	38,519,458	42,305,648	3,786,190	Increased due to transfer of CoC contracts to the RHA in 2024 and recategorization of State ROW funding from shelter (\$11,885,420)
Prevention	3,813,560	3,813,560	-	
Rapid Rehousing	33,718,991	33,718,991	-	
RAPs	593,534	593,534	-	
Safe Parking	3,687,249	4,221,249	534,000	RV Storage Program
System Functions (e.g., HMIS)	1,447,020	1,447,020	-	
Transitional Housing	5,527,831	5,527,831	-	
Villages	13,729,206	14,645,206	916,000	Transfer of Rosie Village contract to the RHA
Youth Programs	1,611,990	1,611,990	-	
RHA Admin and Operations	13,901,775	13,404,416	(497,360)	Reduction resulting from discontinuation of one-time State ROW funding and delayed transition of HEN and CoC PSH contracts
Partnership for Zero (PfZ)	5,197,920	1,620,249	(3,577,671)	Wind Down; Rental Assistance
Inflation	5,952,581	5,332,604	(619,977)	Includes City of Seattle Cost of Living Adjustment (COLA) (including inflation for CoC contracts) and wage increase for providers
Total	249,134,393	224,433,910	(24,700,484)	

2023 - 2024 Budget Comparison

Program	2023 Final Budget	2024 Final Budget	Net Change	Notes
Diversion	2,487,076	6,235,164	3,748,088	Increase due to transfer of CoC contracts to the RHA in 2024
Enhanced Day Hygiene	10,765,409	10,943,677	178,268	
Enhanced Shelter	67,733,870	55,027,186	(12,706,684)	Changed categorization of State Right of Way (ROW) funding to PSH (\$11,885,420). Enhanced Shelter is increasing by \$1,772,504
HEN Programs	23,547,820	17,498,965	(6,048,855)	Contract is anticipated to transfer in Q2
Outreach and Engagement	7,313,827	6,486,621	(827,206)	Decrease due to one-time State ROW funding ending and other one-time funding ending
Permanent Supportive Housing	18,513,113	42,305,648	23,792,535	Increased due to transfer of CoC contracts to the RHA in Q2 and includes ROW PSH (\$11,885,420)
Prevention	3,609,464	3,813,560	204,096	
Rapid Rehousing	37,670,358	33,718,991	(3,951,367)	Decrease due to one-time funding ending in 2023, will be replaced with new fund source in 2024 and will be updated after budget is finalized by all funders
RAPs	593,534	593,534	-	
Safe Parking	7,386,844	4,221,249	(3,165,595)	Decrease due to one-time funding ending for new lot stand up costs
System Functions (e.g., HMIS)	1,447,020	1,447,020	-	
Transitional Housing	5,527,831	5,527,831	-	
Villages	12,949,933	14,645,206	1,695,273	Transfer of Rosie Village contract to the RHA
Youth Programs	981,588	1,611,990	630,402	Increase due to transfer of CoC contracts to the RHA in 2024
RHA Admin and Operations	14,571,539	13,404,416	(1,167,123)	Reduction resulting from discontinuation of one-time State ROW funding and delayed transition of HEN and CoC PSH contracts
Partnership for Zero (PfZ)	5,129,662	1,620,249	(3,509,413)	Wind Down; Rental Assistance
Inflation	8,234,635	5,332,604	(2,902,031)	Includes City of Seattle Cost of Living Adjustment (COLA) (including inflation for CoC contracts) and wage increase for providers
Total	228,463,522	224,433,910	(4,029,612)	

Diversifying Funding Sources

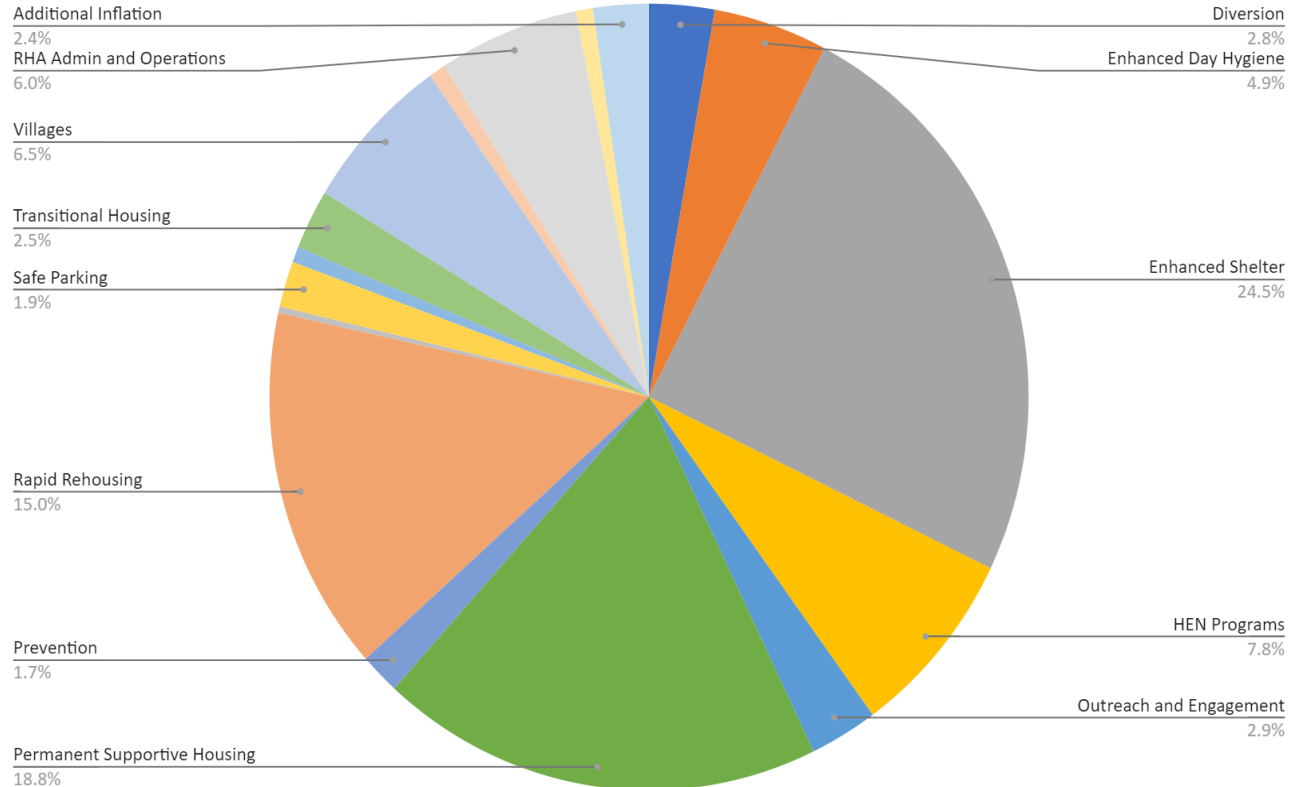
Source	Amount
City of Seattle	\$113,321,696
King County	\$35,562,803
Philanthropic and Other Funding*	\$150,000
North King County ILA	\$249,317
HUD Continuum of Care	\$60,969,750
Department of Commerce Right of Way Program*	\$14,180,344
Total	\$224,433,910



**The KCRHA anticipates receiving up to an additional \$2.5 million from Philanthropic and Other Funding and up to an additional \$22.8 million from the Department of Commerce*

Funding by Program

Program	2024 Final Budget
Diversion	6,235,164
Enhanced Day Hygiene	10,943,677
Enhanced Shelter	55,027,186
HEN Programs	17,498,965
Outreach and Engagement	6,486,621
Permanent Supportive Housing	42,305,648
Prevention	3,813,560
Rapid Rehousing	33,718,991
RAPs	593,534
Safe Parking	4,221,249
System Functions (e.g., HMIS)	1,447,020
Transitional Housing	5,527,831
Villages	14,645,206
Youth Programs	1,611,990
RHA Admin and Operations	13,404,416
Partnership for Zero (1)	1,620,249
Additional Inflation	5,332,604
Total	224,443,910



City of Seattle 2024 Funding by Source

[Schedule B]

	City of Seattle - \$113,321,696						
Program	CDBG	ESG	General Fund	OH Housing Levy	Short Term Rental Tax	CDBG-CV	CLFR
Diversion	-	-	\$2,633,212	-	-	-	-
Enhanced Day Hygiene	-	-	\$10,943,677	-	-	-	-
Enhanced Shelter	\$3,154,270	\$800,474	\$38,724,890	-	-	-	\$2,200,000
HEN Programs	-	-	-	-	-	-	-
Outreach and Engagement	-	-	\$6,486,621	-	-	-	-
Permanent Supportive Housing	-	-	\$2,349,226	-	\$3,700,952	-	-
Prevention	-	-	\$2,451,797	\$1,361,763	-	-	-
Rapid Rehousing	-	-	\$5,376,070	\$428,951	-	1,356,969	263,280
RAPs	-	-	-	-	-	-	-
Safe Parking	-	-	\$4,221,249	-	-	-	-
System Functions (e.g., HMIS)	-	-	-	-	-	-	-
Transitional Housing	-	-	\$1,760,611	-	-	-	-
Villages	-	-	\$14,645,206	-	-	-	-
Youth Programs	-	-	-	-	-	-	-
RHA Admin and Operations	\$24,600	-	\$4,885,274	-	-	-	\$220,000
RHA In-Kind Rent (Admin)	-	-	-	-	-	-	-
Partnership for Zero (PfZ)	-	-	-	-	-	-	-
Additional Inflation	-	-	\$5,332,604	-	-	-	-
Total	\$3,178,870	\$800,474	\$99,810,437	\$1,790,714	\$3,700,952	\$1,356,969	\$2,683,280

King County Funding by Source

[Schedule B]

	King County - \$35,562,803 (1)						
Program	DRF	In Kind	RAHP	CHG	ESG	CDBG	HEN (2)
Diversion	-	-	-	-	-	-	-
Enhanced Day Hygiene	-	-	-	-	-	-	-
Enhanced Shelter	\$8,010,530	-	\$473,160	\$1,158,772	\$96,278	\$159,495	-
HEN Programs	-	-	-	-	-	-	\$17,498,965
Outreach and Engagement	-	-	-	-	-	-	-
Permanent Supportive Housing	-	-	-	-	-	-	-
Prevention	-	-	-	-	-	-	-
Rapid Rehousing	\$464,091	-	-	\$2,562,394	\$83,722	-	-
RAPs	\$395,000	-	-	-	-	\$198,534	-
Safe Parking	-	-	-	-	-	-	-
System Functions (e.g., HMIS)	\$1,322,020	-	-	\$125,000	-	-	-
Transitional Housing	\$195,000	-	\$241,840	\$115,000	-	-	-
Villages	-	-	-	-	-	-	-
Youth Programs	\$530,000	-	-	-	-	-	-
RHA Admin and Operations	\$978,000	-	-	-	-	-	\$532,500
RHA In-Kind Rent (Admin)	-	\$422,502	-	-	-	-	-
Partnership for Zero (PfZ)	-	-	-	-	-	-	-
Inflation	-	-	-	-	-	-	-
Total	\$11,894,641	\$422,502	\$715,000	\$3,961,166	\$180,000	\$358,029	\$18,031,465

(1) Funding amounts are based on King County 2023 – 2024 Adopted Budget unless identified otherwise

(2) HEN - KC Updated to reflect King County adopted budget, 2024 funding increase of \$494,133, and anticipated transfer FY24 Q2

Other Funding by Source

[Schedule B]

Program	Other Sources - \$75,549,411			
	North King County ILA	Philanthropic and Other Funding	HUD Continuum of Care	Department of Commerce Right of Way
Diversion	-	-	\$3,601,952	-
Enhanced Day Hygiene	-	-	-	-
Enhanced Shelter	\$249,317	-	-	-
HEN Programs	-	-	-	-
Outreach and Engagement	-	-	-	-
Permanent Supportive Housing	-	-	\$24,370,050	\$11,885,420
Prevention	-	-	-	2
Rapid Rehousing	-	-	\$24,803,763	-
RAPs	-	-	-	-
Safe Parking	-	-	-	-
System Functions (e.g., HMIS)	-	-	-	-
Transitional Housing	-	-	\$3,215,380	-
Villages	-	-	-	-
Youth Programs	-	-	\$1,081,990	-
RHA Admin and Operations	-	150,000	\$3,896,615	\$2,294,924
RHA In-Kind Rent (Admin)	-	-	-	-
Partnership for Zero (PfZ)	-	-	-	-
Inflation	-	-	-	-
Total	\$249,317	\$150,000	\$60,969,750	\$14,180,344

2024 RHA Operations and Admin Budget (6.35%)

[Schedule D]

Cost Category				
Staffing	2023	2024	Change	
				Includes CEO, Deputy CEO, Chief of Staff, Sub-Regional Planning, Communications and Intergovernmental Relations, and Equity and Justice teams
CEO Team	\$2,639,308	\$2,639,308	0%	
Programs and Performance	\$4,245,878	\$4,245,878	0%	
Community Impact	\$1,052,291	\$1,052,291	0%	
Ombuds	\$691,200	\$691,200	0%	
				Includes: Operations, People Ops, Finance, Compliance, and Contracts teams
Admin	\$2,398,237	\$2,398,237	0%	
Subtotal Staffing	\$11,026,914	\$11,026,914	0%	Assumes a 5% vacancy rate on average over the course of the year
Overhead				
Equipment	\$202,240	\$212,240	5%	
Office Expenses	\$269,227	\$289,227	7%	
Other Operating Cost	\$384,864	\$394,864	3%	
Outreach	\$338,500	\$348,500	3%	
Professional Services	\$652,245	\$505,669	-22%	Due to contract services for system rebid that will not be needed in 2024
Software	\$1,274,550	\$204,500	-84%	\$1.2 million HMIS contract shifted to program expenditure in 2024 budget
Rent (In-Kind):	\$423,000	\$422,502	0%	
Subtotal Overhead	\$3,544,625	\$2,377,502	-33%	
TOTAL Operations	\$14,571,539	\$13,404,416	-8%	
Available Funds	\$14,571,539	\$13,404,416		
Operating as % of Program	6.81%	6.35%		Decrease in ROW and CLFR, and delayed transfer of CoC and HEN contracts

2024 Final Budget

Program	2023 Budget	2024 Proposed Budget	2024 Final Budget	2024 City of Seattle Approved Funding	2024 King County Approved Funding	North King County ILA	HUD Continuum of Care	Department of Commerce Right of Way (2)	Medicaid Reimbursement	Philanthropic and Other Funding	Total 2024 Final Budget
Diversion	2,487,076	6,235,164	6,235,164	2,633,212	-	-	3,601,952	-	-	-	6,235,164
Enhanced Day Hygiene	10,765,409	10,943,677	10,943,677	10,943,677	-	-	-	-	-	-	10,943,677
Enhanced Shelter	67,733,870	73,725,863	55,027,186	44,879,634	9,898,235	249,317	-	-	-	-	55,027,186
HEN Programs	23,547,820	24,041,954	17,498,965	-	17,498,965	-	-	-	-	-	17,498,965
Outreach and Engagement	7,313,827	6,486,621	6,486,621	6,486,621	-	-	-	-	-	-	6,486,621
Permanent Supportive Housing	18,513,113	38,519,458	42,305,648	6,050,178	-	-	24,370,050	11,885,420	-	-	42,305,648
Prevention	3,609,464	3,813,560	3,813,560	3,813,560	-	-	-	-	-	-	3,813,560
Rapid Rehousing	37,670,358	33,718,991	33,718,991	5,805,021	3,110,207	-	24,803,763	-	-	-	33,718,991
RAPs	593,534	593,534	593,534	-	593,534	-	-	-	-	-	593,534
Safe Parking	7,386,844	3,687,249	4,221,249	4,221,249	-	-	-	-	-	-	4,221,249
System Functions (e.g., HMIS)	1,447,020	1,447,020	1,447,020	-	1,447,020	-	-	-	-	-	1,447,020
Transitional Housing	5,527,831	5,527,831	5,527,831	1,760,611	551,840	-	3,215,380	-	-	-	5,527,831
Villages	12,949,933	13,729,206	14,645,206	14,645,206	-	-	-	-	-	-	14,645,206
Youth Programs	981,588	1,611,990	1,611,990	-	530,000	-	1,081,990	-	-	-	1,611,990
RHA Admin and Operations	14,571,539	13,901,775	13,404,416	5,129,874	1,933,002	-	3,896,615	2,294,924	-	150,000	13,404,416
Partnership for Zero (PZ)	5,129,662	5,197,920	1,620,249	1,620,249	-	-	-	-	-	-	1,620,249
Inflation	8,234,635	5,952,581	5,332,604	5,332,604	-	-	-	-	-	-	5,332,604
Total	228,463,522	249,134,393	224,433,910	113,321,696	35,562,803	249,317	60,969,750	14,180,344	-	150,000	224,433,910

DISCUSSION



Thank you.

Stay up to date by following us on social media and subscribing to our emails.

Scan this QR code to sign up for KCRHA emails →



@KingCoRHA



@KCRHA



A RESOLUTION OF THE IMPLEMENTATION BOARD OF THE KING COUNTY
REGIONAL HOMELESSNESS AUTHORITY SETTING THE REGULAR MEETING
SCHEDULE FOR 2024

WHEREAS, the Implementation Board of the King County Regional Homelessness Authority (the "Authority") is responsible for developing and overseeing the implementation of the five-year plan to end homelessness in King County; and

WHEREAS, the Implementation Board is required to meet at least six times per year, and the Authority's bylaws provide that the schedule for regular Implementation Board meetings shall be set by resolution; and

WHEREAS, the Implementation Board has determined that the following regular meeting schedule for 2024 is appropriate and will allow the Implementation Board to effectively carry out its responsibilities:

NOW, THEREFORE, BE IT RESOLVED BY THE IMPLEMENTATION BOARD OF THE KING COUNTY REGIONAL HOMELESSNESS AUTHORITY AS FOLLOWS:

SECTION 1 Dates. The Implementation Board shall hold regular board meetings on the following dates in 2024:

- January 9th
- February 14th
- March 13th
- April 10th
- May 8th
- June 12th
- August 14th
- September 11th
- October 9th
- November 13th

SECTION 2 Time. The Implementation Board shall meet from 2:00pm-4:00pm Pacific Standard Time on the dates set forth in Section 1 of this resolution.

SECTION 3 Location. All Implementation Board meetings shall be held in a hybrid format, with a physical location as well as virtual access via Zoom or alternative video conferencing platform that is consistent with the requirements of the Open Public Meetings Act. Physical regular meeting locations will be announced no later than seven (7) days prior to the convening of the meeting on the Authority website.

SECTION 4 Special Meetings. The Implementation Board may hold special meetings as needed after giving notice as required by law.

SECTION 5 Effective Date. This resolution shall take effect on January 1, 2024.

Resolution 2023-18

Passed this ____ day of _____, 2023.

[Results]

Yea:

Nay:

Abstain:

KING COUNTY REGIONAL
HOMELESSNESS AUTHORITY
IMPELMENTATION BOARD
KING COUNTY, WASHINGTON

x _____
Paula Carvalho, Chair

ATTEST:

x _____
Austin Christoffersen, Clerk of the Authority

Attachments: N/A