



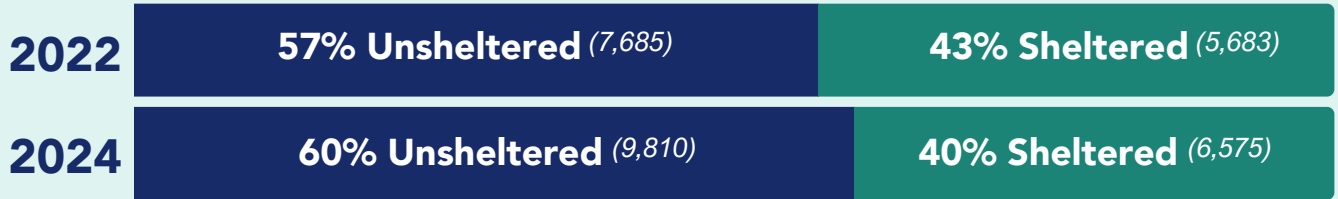
2024 Point-in-Time Count

The Point-in-Time (PIT) Count is required by the U.S. Department of Housing and Urban Development (HUD) to estimate the number of people experiencing sheltered and unsheltered homelessness annually in King County.

16,385
2024 Point-In-Time

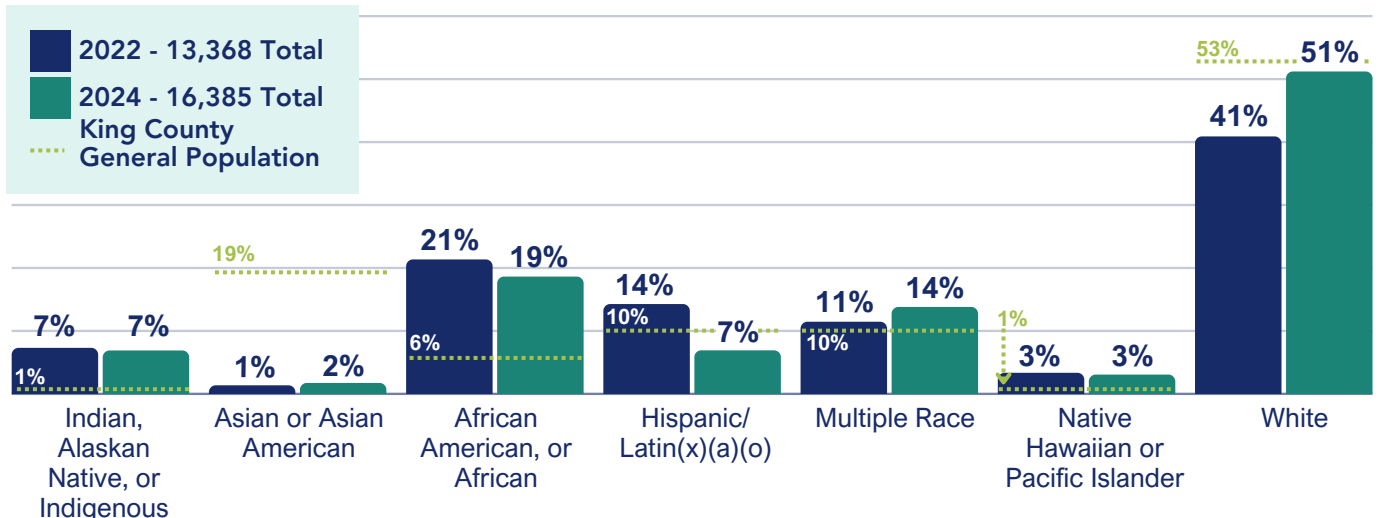
Individuals Experiencing Homelessness

This is 23% higher than the number of individuals living in homelessness in 2022. More detailed information is available online.



Racial Inequity

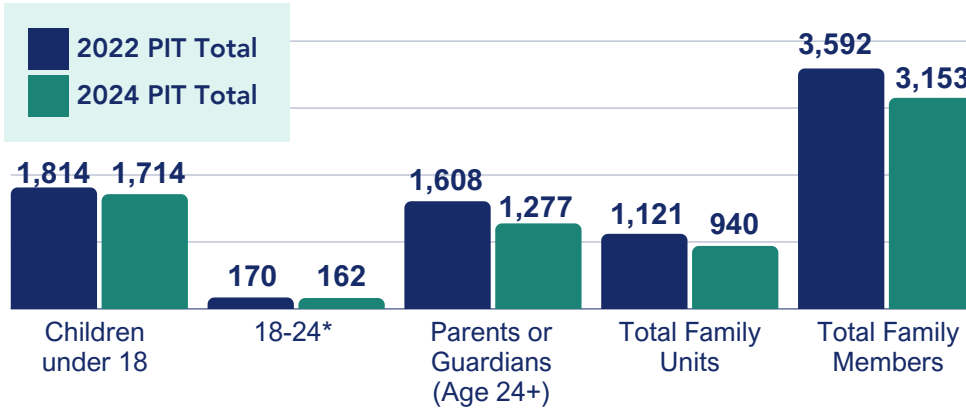
Homelessness continues to disproportionality affect communities of color in King County. Based on the PIT analyses, 19% of people experiencing homelessness in King County identify as Black/African American, but according to the 2020 U.S. Census only 6% of King County's population identifies as Black/African American. Similarly, 7% of people experiencing homelessness identify as American Indian, Alaskan Native, or Indigenous, but that group makes up only 1% of King County's population. **As our community continues the dialogue about race and equity, it is important to recognize that homelessness is an outcome of structural racism and racial inequities.**



Method or change in Census definitions could have impacted results, read more at kcrha.org/pit

Family & Youth Homelessness

Homelessness interventions are often characterized by household type (single vs. family) and age (unaccompanied minor, youth, adult, etc.). We know that homelessness can have long-term negative effects on families, especially on children and youth.




**individuals aged 18 - 24 are still eligible for youth services with most service providers, though they may be parents or guardians themselves as well*

Additional Vulnerabilities & Communities

Experiencing homelessness is traumatic and can trigger, create, or exacerbate health conditions, disability, substance use, and mental and behavioral health conditions, while at the same time making it harder to access treatment and care. We asked survey respondents to identify if they are experiencing one or more of these vulnerabilities.

Navigating the health care system is difficult, and it's harder for people who are regularly being displaced to make traditional appointments.



**These figures represent the fraction of all individuals experiencing homelessness who also reported experiencing one or more of these vulnerabilities, and individuals may be represented in more than one of these groups.*

We owe our thanks to our thousands of neighbors living in homelessness who offered us their time and their stories to make the ongoing work to find equitable housing for all possible. Thank you to our partners who served as interviewers. We also appreciate the cities that hosted interview locations, all the partners who made this possible, and the KCRHA staff who lead this project. **We appreciate you.**

Scan this QR code or visit kcrha.org/PITcount for more information about the 2024 Point-In-Time Count and data citations.

